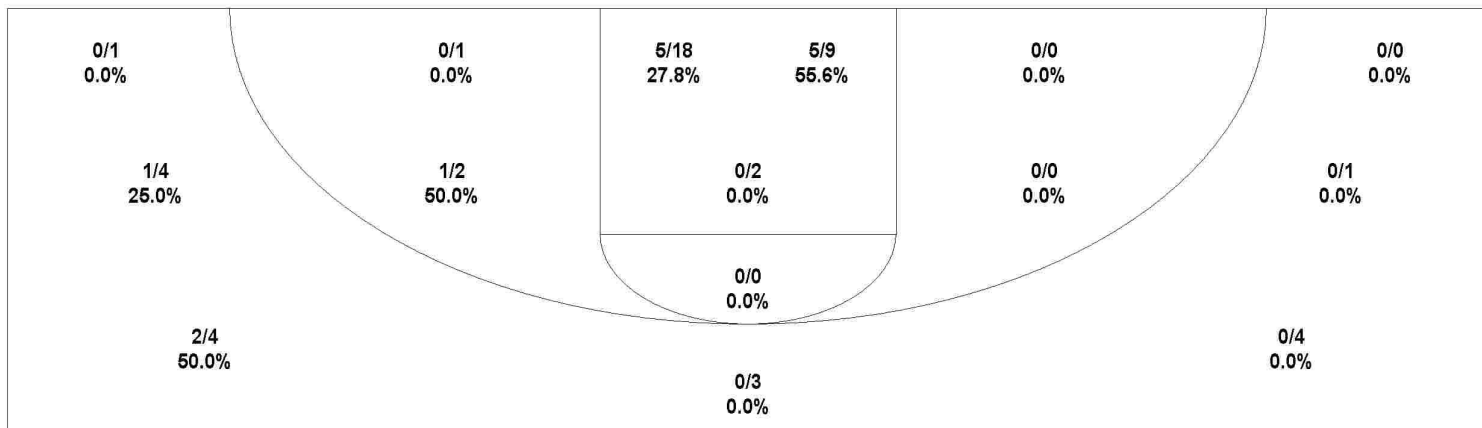
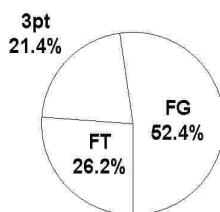


2005 AHSAA State Basketball Championships - TEAM SHOT CHART for the Bob Jones Patriots
Davidson Warriors vs. Bob Jones Patriots
 DATE: 03/03/2005 TIME: 12:00 SITE: BJCC

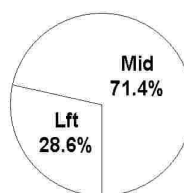


Shot Summary	M/A	%	PTS
3Pt FG	3/17	17.6%	9
2Pt FG	11/32	34.4%	22
Layups - L	0/0	0.0%	0
Layups - R	0/0	0.0%	0
Dunks	0/0	0.0%	0
Putbacks	0/0	0.0%	0
Overall Shooting	14/49	28.6%	31
Free Throws	11/26	42.3%	11
Total Points			42

Scoring Distribution




Scoring Locations



By Period	FG	FGA	FG%	3Pt	3PA	3P%	FT	FTA	FT%	PTS	ORB	DRB	TR	PF	AST	TO	BS	ST	P/S
1st Period	3	11	27.3	1	4	25.0	0	2	0.00	7	4	7	11	2	3	6	0	1	0.58
2nd Period	2	9	22.2	0	2	0.00	2	5	40.0	6	6	8	14	3	2	7	0	0	0.55
3rd Period	6	11	54.5	2	5	40.0	2	8	25.0	16	1	6	7	5	5	7	0	2	1.07
4th Period	3	18	16.7	0	6	0.00	7	11	63.6	13	7	8	15	9	0	3	1	7	0.57
Game	14	49	28.6	3	17	17.6	11	26	42.3	42	18	29	47	19	10	23	1	10	0.68

Scoring Breakdown



Scoring Range

